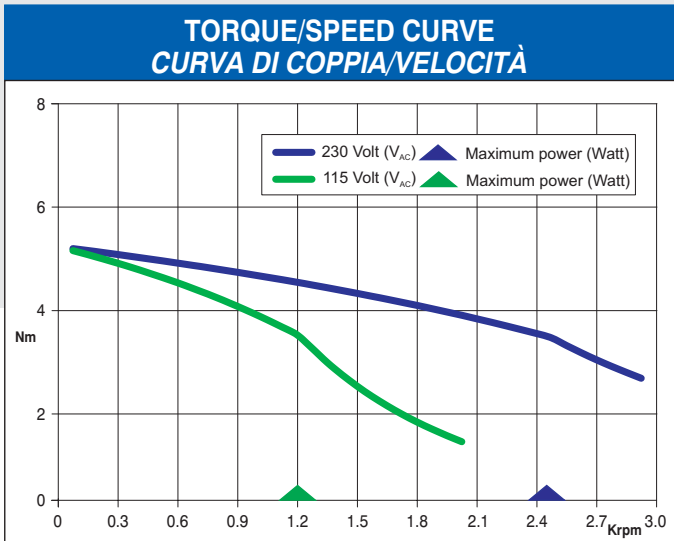


T IS THE EARTH TERMINAL.

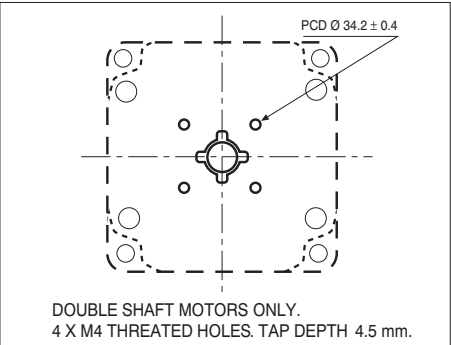
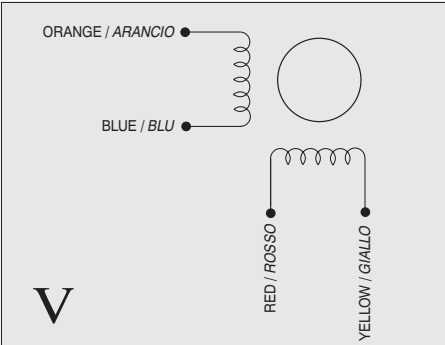
Dimensions in mm.

FEATURES CARATTERISTICHE		MODEL MODELLO	SM2862 - 5155 (SM2862 - 5125)
BASIC STEP ANGLE			1.8° ± 0.09°
BIPOLAR PARALLEL CURRENT	(Amp)		4
RESISTANCE	(Ohm)		0.83
INDUCTANCE	(mH)		6.4
BIPOLAR HOLDING TORQUE	(Ncm)		700
ROTOR INERTIA	(Kg ^m 2 x 10 ⁻⁷)		3000
THEORETICAL ACCELERATION	(rad x sec. ⁻²)		23300
BACK E.M.F.	(V/Krpm)		175
MASS	(Kg)		2.9
INTERNATIONAL STANDARDS			UL, CSA, CE, RoHS
INSULATION VOLTAGE	(V)		250 V _{ac} (350 V _{dc})
PROTECTION DEGREE - INSULATION CLASS			IP43 - F
LEADS CODE			V

Codes between brackets refer to double shaft models.
Le sigle fra parentesi si riferiscono ai modelli bialbero.



R.T.A. s.r.l. PAVIA (ITALY) SANYO DENKI CO., Ltd (JAPAN)



Suggested R.T.A. driver: X-PLUS B Series, X-MIND Series.